



MODEL SCHOOL KALANAUR



Summer Vacation Homework
(Monday ,May 30 to Saturday , July 02,2022)

Class-2nd

Session -2022-23



Summer Vacation Homework(2022-23)

Class-2nd

Session -2022-23

Instructions- Make a separate practice notebook for holidays homework . Revise all the concept done till now in notebooks and course book .

English

- Do reading of one page daily of Ch- 1 , 2 , 3 from book.
- - learn ch-2 (Double Muddle) and ch-3 (Ashok's Kite) from notebook and course book with complete exercise and do written practice of Q/ ans and exercises.
- Do worksheets of English in neat and clean handwriting.
- Do worksheets related to ch-1,2,3 in your Mylestone App
- ☐ Learn Days of the week and Months of the year.
- ☐ Prepare a pictorial chart on one and many i.e. Change the Numbers.
- ☐ Write total 15 pages of writing (follow proper line and formation) in separate 3 in 1 notebook.
- ☐ Father's day is on 19 June . To celebrate this learn any rhyme in English or Hindi and send video of your ward in school uniform before 19June.
- ☐ Prepare a pictorial chart on one and many i.e. chane the numbers.

Maths

- Revise ch-1,2,3 from book and notebook.
- Do all the worksheets of ch -1,2,3 in your Myle stone App.
- Learn tables 2 to 15 and write down three times in Maths practice notebook.
- Revise 2 digit Sums of addition (with carryover), 2 digit Sums of subtraction, currency recognition, Making combinations

G.K

→ Learn ch-1,2,3 from G.K notebook.

I.T

→ Do reading of ch-1, 2 from book.

➔ Learn ch-2(Types of computer) complete with exercise.

Handwriting practice lines on the left side of the page.

$$\begin{array}{r} \textcircled{1} \\ 37 \\ + 85 \\ \hline 122 \end{array}$$

$$\begin{array}{r} \textcircled{1} \\ 39 \\ + 29 \\ \hline \end{array}$$

$$\begin{array}{r} \textcircled{} \\ 28 \\ + 63 \\ \hline \end{array}$$

$$\begin{array}{r} \textcircled{} \\ 47 \\ + 18 \\ \hline \end{array}$$

$$\begin{array}{r} \textcircled{} \\ 75 \\ + 26 \\ \hline \end{array}$$

$$\begin{array}{r} \textcircled{} \\ 25 \\ + 19 \\ \hline \end{array}$$

$$\begin{array}{r} \textcircled{} \\ 84 \\ + 16 \\ \hline \end{array}$$

$$\begin{array}{r} \textcircled{} \\ 72 \\ + 45 \\ \hline \end{array}$$

$$\begin{array}{r} \textcircled{} \\ 82 \\ + 46 \\ \hline \end{array}$$

$$\begin{array}{r} \textcircled{} \\ 57 \\ + 28 \\ \hline \end{array}$$

$$\begin{array}{r} \textcircled{} \\ 94 \\ + 15 \\ \hline \end{array}$$

$$\begin{array}{r} \textcircled{} \\ 64 \\ + 16 \\ \hline \end{array}$$

$$\begin{array}{r} \textcircled{} \\ 56 \\ + 85 \\ \hline \end{array}$$

$$\begin{array}{r} \textcircled{} \\ 79 \\ + 25 \\ \hline \end{array}$$

$$\begin{array}{r} \textcircled{} \\ 89 \\ + 54 \\ \hline \end{array}$$

$$\begin{array}{r} \textcircled{} \\ 26 \\ + 17 \\ \hline \end{array}$$

$$\begin{array}{r} \textcircled{} \\ 95 \\ + 26 \\ \hline \end{array}$$

$$\begin{array}{r} \textcircled{} \\ 33 \\ + 18 \\ \hline \end{array}$$

$$\begin{array}{r} \textcircled{} \\ 45 \\ + 97 \\ \hline \end{array}$$

$$\begin{array}{r} \textcircled{} \\ 54 \\ + 36 \\ \hline \end{array}$$

Handwriting practice lines on the right side of the page.

$9 + 8 =$

$9 + 9 =$

$14 + 6 =$

$16 + 3 =$

$15 + 2 =$

$11 + 7 =$

$4 + 12 =$

$7 + 7 =$

$8 + 5 =$

$5 + 7 =$

$18 + 2 =$

$11 + 4 =$

$8 + 11 =$

$3 + 17 =$

$7 + 10 =$

$14 + 5 =$

$5 + 14 =$

$3 + 15 =$

$3 + 7 =$

$6 + 6 =$

$9 + 6 =$

$6 + 13 =$

$9 + 11 =$

$17 + 2 =$

$17 + 2 =$

$14 + 2 =$

$15 + 5 =$

$16 + 1 =$

$16 + 4 =$

$8 + 11 =$

$10 + 1 =$

$5 + 5 =$

$3 + 12 =$

$15 + 3 =$

$13 + 7 =$

$1 + 1 =$

$8 + 7 =$

$15 + 4 =$

$5 + 14 =$

$14 + 3 =$

$7 + 9 =$

$4 + 7 =$

$7 + 12 =$

$19 + 1 =$

$10 + 9 =$

$8 + 8 =$

$12 + 5 =$

$16 + 2 =$

$14 + 4 =$

$10 + 6 =$

$3 + 8 =$

$7 + 6 =$

$17 + 1 =$

$15 + 4 =$

- + Addition and Subtraction Practice Sheet + -

$$\begin{array}{r} 34 \\ + 12 \\ \hline \end{array}$$

$$\begin{array}{r} 67 \\ - 31 \\ \hline \end{array}$$

$$\begin{array}{r} 92 \\ + 33 \\ \hline \end{array}$$

$$\begin{array}{r} 77 \\ - 25 \\ \hline \end{array}$$

$$\begin{array}{r} 82 \\ - 16 \\ \hline \end{array}$$

$$\begin{array}{r} 59 \\ - 22 \\ \hline \end{array}$$

$$\begin{array}{r} 12 \\ + 40 \\ \hline \end{array}$$

$$\begin{array}{r} 71 \\ - 18 \\ \hline \end{array}$$

$$\begin{array}{r} 53 \\ - 47 \\ \hline \end{array}$$

$$\begin{array}{r} 60 \\ + 62 \\ \hline \end{array}$$

$$\begin{array}{r} 44 \\ + 11 \\ \hline \end{array}$$

$$\begin{array}{r} 88 \\ - 57 \\ \hline \end{array}$$

$$\begin{array}{r} 52 \\ + 18 \\ \hline \end{array}$$

$$\begin{array}{r} 64 \\ + 21 \\ \hline \end{array}$$

$$\begin{array}{r} 29 \\ - 10 \\ \hline \end{array}$$

$43 + 27 =$

$87 + 90 =$

$34 - 21 =$

$84 - 36 =$

$91 - 38 =$

$63 + 19 =$

$70 + 22 =$

$46 - 23 =$

$33 + 50 =$

$89 - 39 =$

$25 + 37 =$

$52 + 41 =$

+ - + - + - + - + - +

Andy Addition



Name _____



Subtraction & Addition

$$\begin{array}{r} 60 \\ -12 \\ \hline \end{array}$$

$$\begin{array}{r} 47 \\ -29 \\ \hline \end{array}$$

$$\begin{array}{r} 18 \\ -16 \\ \hline \end{array}$$

$$\begin{array}{r} 83 \\ -17 \\ \hline \end{array}$$

$$\begin{array}{r} 32 \\ -16 \\ \hline \end{array}$$

$$\begin{array}{r} 76 \\ -28 \\ \hline \end{array}$$

$$\begin{array}{r} 54 \\ -57 \\ \hline \end{array}$$

$$\begin{array}{r} 61 \\ -43 \\ \hline \end{array}$$

$$\begin{array}{r} 28 \\ +18 \\ \hline \end{array}$$

$$\begin{array}{r} 43 \\ +37 \\ \hline \end{array}$$

$$\begin{array}{r} 85 \\ +46 \\ \hline \end{array}$$

$$\begin{array}{r} 36 \\ +14 \\ \hline \end{array}$$

$$\begin{array}{r} 58 \\ +22 \\ \hline \end{array}$$

$$\begin{array}{r} 71 \\ +19 \\ \hline \end{array}$$

$$\begin{array}{r} 63 \\ +48 \\ \hline \end{array}$$

$$\begin{array}{r} 97 \\ +36 \\ \hline \end{array}$$

About Me

My name is _____.

My birthday is in _____.

I am _____ years old.

I am a _____.(boy/girl)



I am studying in _____ school.

I am studying in _____ grade/class.

My favorite fruit is _____.

My favorite vegetable is _____.

My favorite color is _____.

My best friend's name is _____.

My favorite subject is _____.

My hobbies are _____.

I want to become a _____.

Plurals

Write the plurals of these nouns

-s

book _____

tree _____

door _____

cat _____

sock _____

pen _____

eraser _____

pot _____

cookie _____

girl _____

school _____



-es

bench _____

dish _____

witch _____

box _____

fox _____

princess _____

tomato _____

bus _____

church _____

watch _____

glass _____



Punctuation Worksheet

Q. End the sentences with correct punctuation mark.

. ? !

1. Can I sit here
2. This my new pen
3. What is your name
4. Wow
5. Oh my God
6. Let us meet tomorrow
7. What are you doing here
8. Rose is my favorite flower
9. He is my brother
10. How old are you

Days

Monday

Tuesday

Wednesday

Thursday

Friday

Saturday

Sunday

Months

January

February

March

April

May

June

July

August

September

October

November

December

Seasons



Spring



Summer



Autumn



Winter

Regular -s plurals

We add -s to a noun to form the plural of many nouns.



a carrot

carrots



a cat



cats



a piano



pianos

Remember: Some nouns ending in o are different.

a potato potatoes

a tomato tomatoes

Write the plurals.

1 dog _____

2 guitar _____

3 bag _____

4 phone _____

5 carrot _____

6 photo _____

7 umbrella _____

8 queen _____

9 snake _____

10 tomato _____

11 jacket _____

12 cup _____

Write the words in the correct column

books house computers guitar jacket pens pencils dog
phone rulers television cars chair table lion bikes cake

| Singular | Plural |
|----------|--------|
| | |

It's time to learn English !

| | | | | |
|----------|---------|----------|--------|-----------|
| after | fell | make | say | there |
| all | few | man | school | third |
| any | first | many | second | Thursday |
| ask | Friday | men | short | took |
| before | funny | Monday | sing | town |
| best | goodbye | more | sister | Tuesday |
| better | hello | myself | sleep | under |
| both | help | none | slept | us |
| brother | her | now | small | Wednesday |
| brown | here | open | some | what |
| but | hers | our | soon | when |
| child | him | over | spring | where |
| children | his | please | story | white |
| cold | how | pretty | summer | who |
| drank | into | purple | Sunday | why |
| drink | keep | quiet | take | wide |
| early | kept | read | thank | winter |
| end | large | said | their | woman |
| every | long | sang | them | women |
| fall | made | Saturday | then | your |

Holidays Homework

Class = 2nd

Subject = Art and Craft

- 1. Draw and colour any 5 fruits and 5 vegetable on a chart paper.**
 - 2. Make a pen pencil holder or book holder with the help of plastic bottle or cartoon box.**
 - 3. Make a Father's Day card.**
-

Class – 2

EVS

- ❖ Do reading of one page daily L-1,2,3 from EVS Course Book.
- ❖ Learn lesson – 3 (Story of the Wheel) with complete exercise from Note Book, Course Book and Practice Book.
- ❖ Do worksheets related to L-1,2,3 in your Mylestone App.
- ❖ Make a paper boat and areroplane (Use coloured papers)
- ❖ Make a cart or any other means of transport with wheels(See page no. 9 of Practice book for help)
- ❖ Do given worksheets in neat & clean handwriting.

- ❖ Draw and colour 2 vehicles that have wheels.











- ❖ Draw and colour 2 things that have wheels but are not used for transport.



Transport

Color the transportation pictures below.

Where do they move? Match the words with the pictures.




Air

Water

Land

Which Direction?

Use the compass rose and the diagram of the town to help you fill in the blanks and answer the questions.



- 1.) The school is _____ of the library.
- 2.) The zoo is _____ of the school.
- 3.) The grocery store is _____ of the fire department.
- 4.) The grocery store is _____ of the hospital.
- 5.) The zoo is _____ of the fire department.
- 6.) The school is _____ of the hospital.



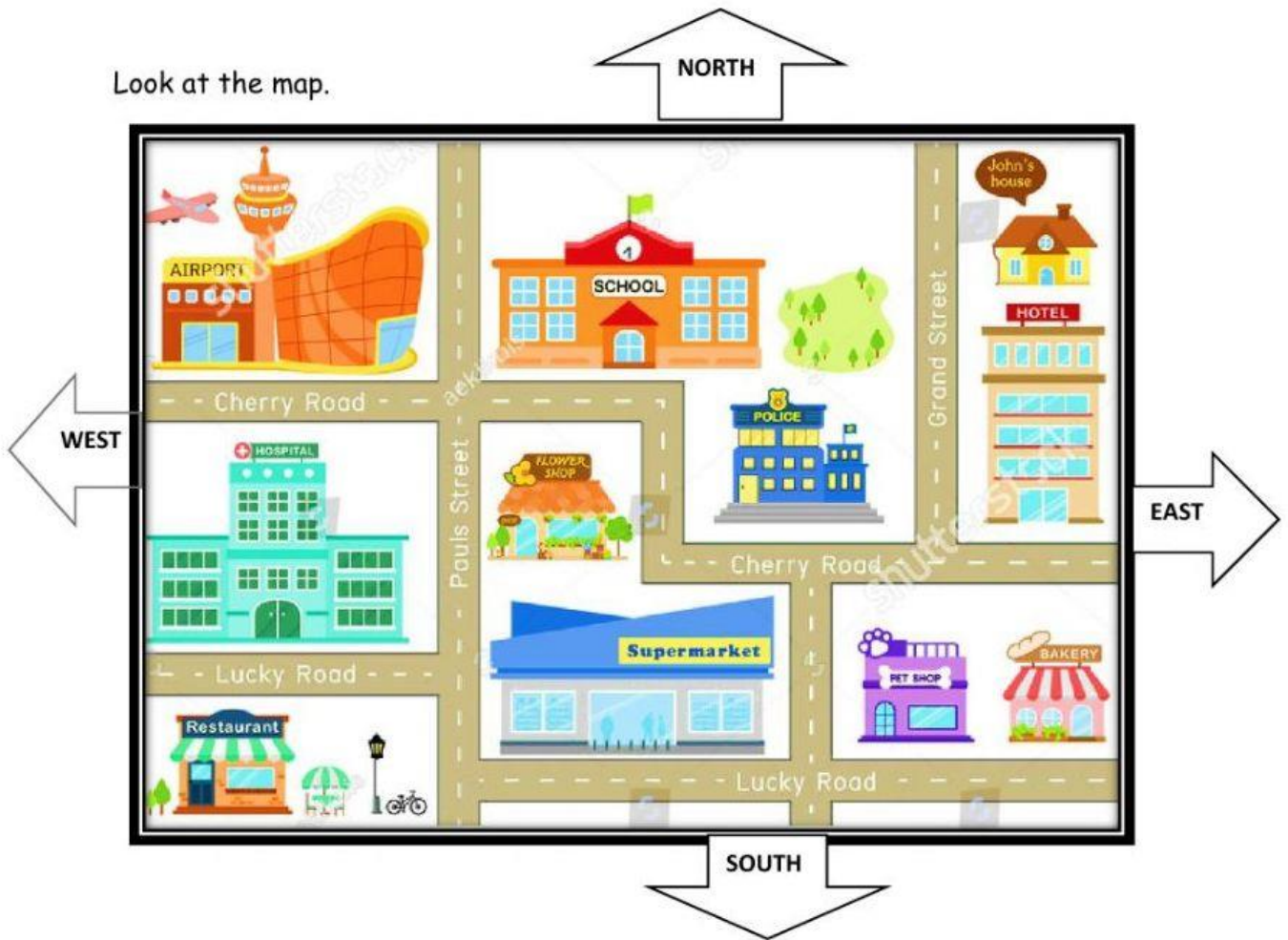
Frankie Says:



Stand in a room in your home and help your child figure out which wall is to the north, which one is to the south, and so on. Once the four directions have been identified, have your child follow instructions such as these: "Touch the wall that faces south. Point to the wall that faces north. Walk five steps towards the west. Name the room that is east of where you are." Later, let your child take a turn giving the instructions.

CARDINAL DIRECTIONS

Look at the map.



- What is North of the Restaurant?
- What is West of the Police station?
- What is East of the Pet shop?
- What is South of the Airport?
- What is South of the Flower shop?
- What is west of the School?
- What is East of the Hospital?
- What is North of the Hotel?

WORKSHEET OF LESSON – 3

Q1. Tick (✓) the correct answer:-

1. Tea/Water wheels are used to produce electricity.
2. A motorcycle has two / four wheels.
3. Logs of wood rolling up / down the hill gave early humans the idea of using the wheel.
4. A spinning wheel is used by the potter to make pots / books.

Q2. True / False:

1. Early humans used to drag heavy things from one place to another.

2. We are not sure who invented the wheel.

3. A bat has wheels.

4. The wheel is used to draw water from the well.

5. Early humans had telephones to talk to each other.

6. The early humans used the wheels for moving goods.

7. Early humans started using logs of wood to move heavy things.

Q3. Fill in the blanks:

1. All means of transport that move on land have _____.

2. _____ wheels are used to produce electricity.

3. A spinning wheel is used by the _____ to make pots.

4. People fetch water from the _____ using wheel.

5. A _____ wheel is used by the potter to make pots.

Q4. Answer the following questions:

1. Why did early humans need wheels?

Ans: _____

2. Give two examples of wheels being used in our daily lives.

Ans: _____

3. Name two vehicle with:

a. Two wheels – _____ , _____

b. Three wheels – _____ , _____

c. Four wheels - _____ , _____

4. Where are wheels used? Name any three things where wheels are used.

Ans: _____

वर्गीय व्यंजनों को एक ही वर्ग के फलों पर रखिए Drag n Drop.

न ड म ङ च थ
द भ ठ न ज ब ख
ढ ञ ग ध ण फ



संज्ञा


चित्र को ध्यान से देखकर खाली स्थान भरो।

(बकरी बादल आम पक्षी बेंच खिड़कियाँ)



- आकाश में तीन..... उड़ रहे हैं।
- चित्र मेंका एक पेड़ है।
- पेड़ के पास एक..... रखी है।
- सूरज..... के पीछे छिप गया है।
- घर में तीन नीले रंग की..... है।
- चित्र में..... घास खा रही है।

शरीर के अंगों के नाम लिखिए।



हिंदी बारहखड़ी

देखो और लिखो।

क का कि की कु कू के कै को कौ कं कः।

ख खा खि खी खु खू खे खै खो खौ खं खः।

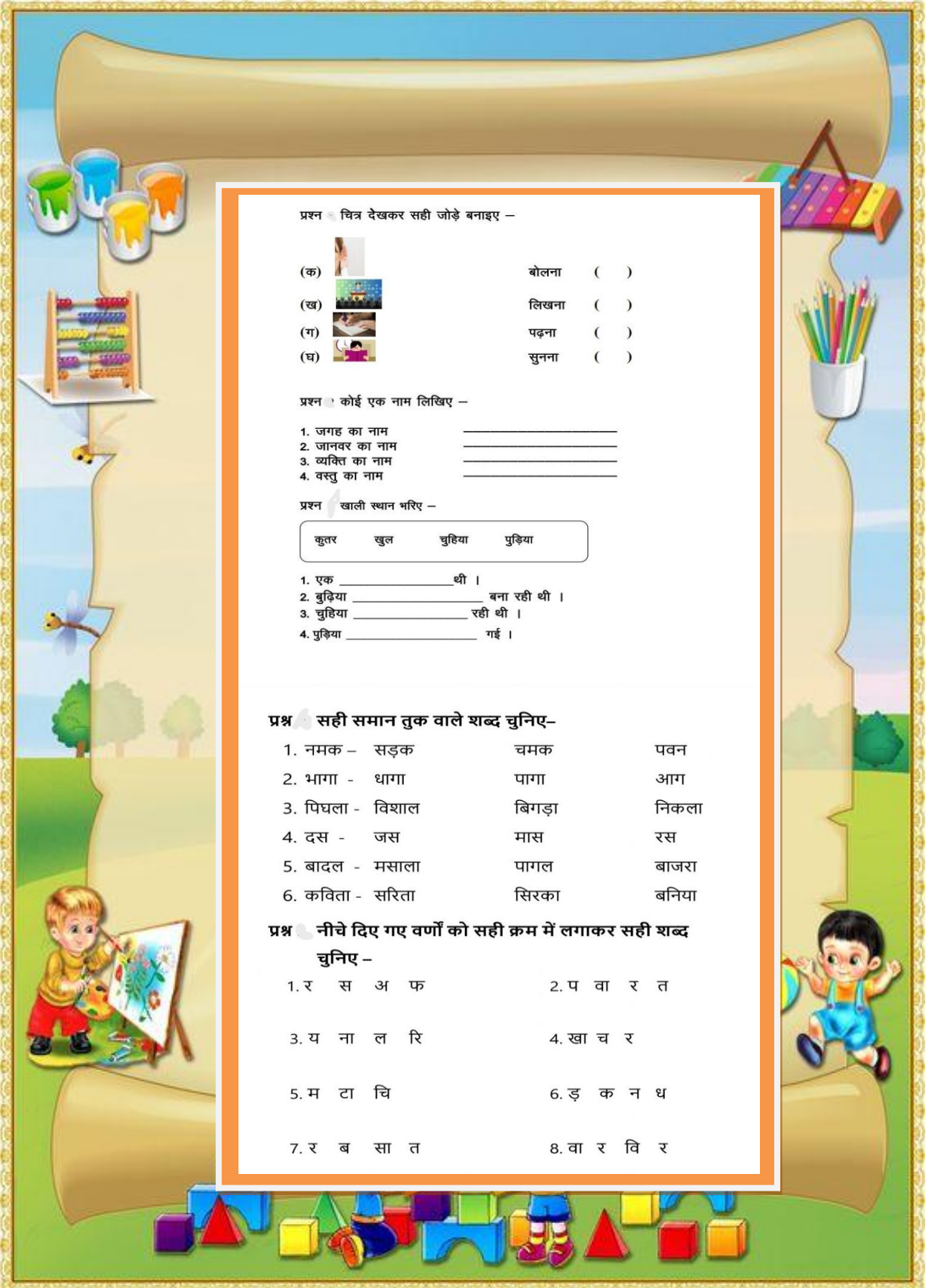
ग गा गि गी गु गू गे गै गो गौ गं गः।

घ घा घि घी घु घू घे घै घो घौ घं घः।

च चा चि ची चु चू चे चै चो चौ चं चः।

छ छा छि छी छु छू छे छै छो छौ छं छः।





प्रश्न १ चित्र देखकर सही जोड़े बनाइए -

- | | | | |
|-----|--|-------|-----|
| (क) | | बोलना | () |
| (ख) | | लिखना | () |
| (ग) | | पढ़ना | () |
| (घ) | | सुनना | () |

प्रश्न २ कोई एक नाम लिखिए -

- जगह का नाम _____
- जानवर का नाम _____
- व्यक्ति का नाम _____
- वस्तु का नाम _____

प्रश्न ३ खाली स्थान भरिए -

कुतर खुल चुहिया पुड़िया

- एक _____ थी ।
- बुड़िया _____ बना रही थी ।
- चुहिया _____ रही थी ।
- पुड़िया _____ गई ।

प्रश्न ४ सही समान तुक वाले शब्द चुनिए-

- | | | |
|------------------|--------|-------|
| 1. नमक - सड़क | चमक | पवन |
| 2. भागा - धागा | पागा | आग |
| 3. पिघला - विशाल | बिगड़ा | निकला |
| 4. दस - जस | मास | रस |
| 5. बादल - मसाला | पागल | बाजरा |
| 6. कविता - सरिता | सिरका | बनिया |

प्रश्न ५ नीचे दिए गए वर्णों को सही क्रम में लगाकर सही शब्द चुनिए -

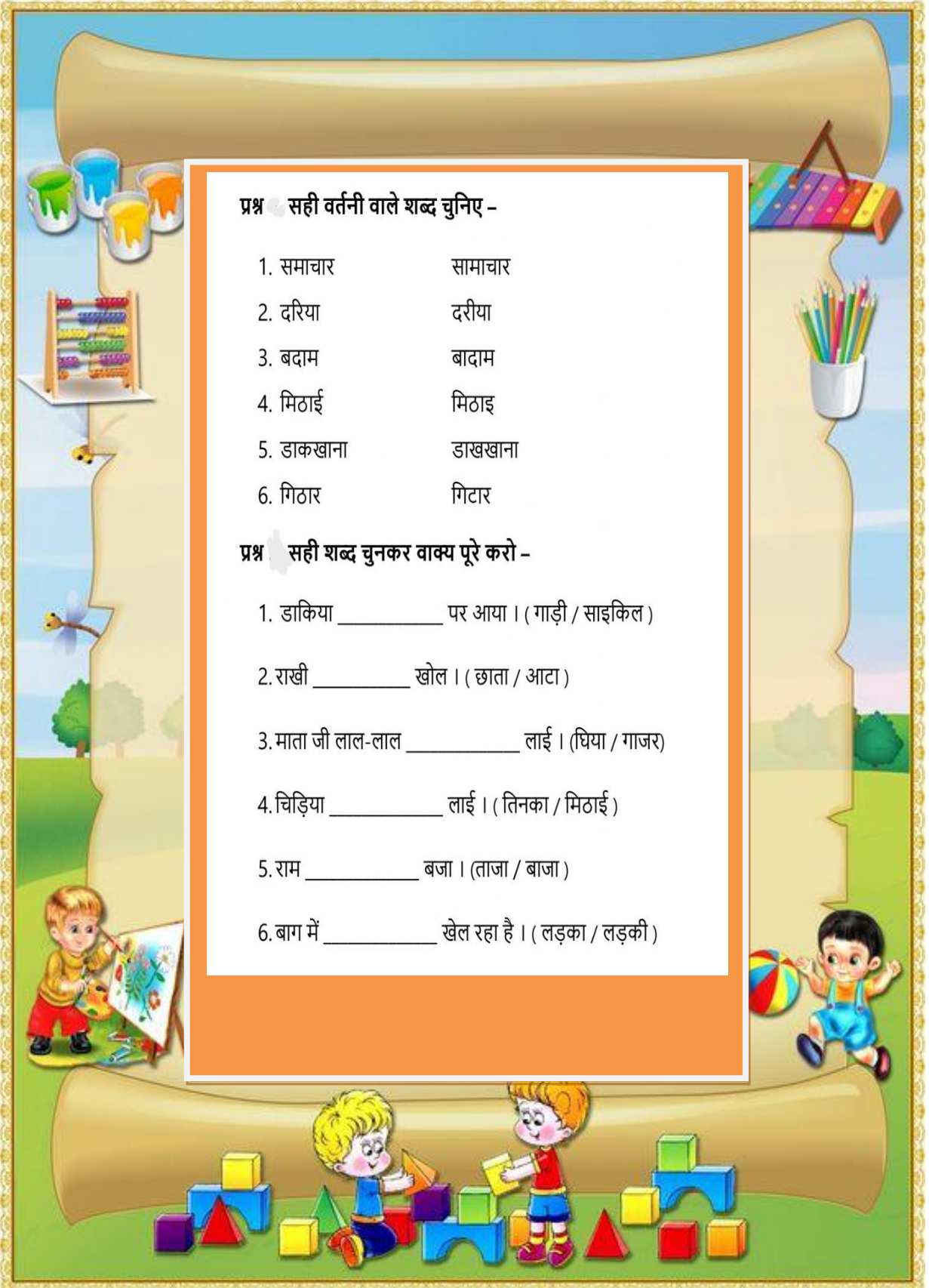
- | | |
|--------------|--------------|
| 1. र स अ फ | 2. प वा र त |
| 3. य ना ल रि | 4. खा च र |
| 5. म टा चि | 6. ड क न ध |
| 7. र ब सा त | 8. वा र वि र |

प्रश्न सही वर्तनी वाले शब्द चुनिए -

- | | |
|------------|---------|
| 1. समाचार | सामाचार |
| 2. दरिया | दरीया |
| 3. बदाम | बादाम |
| 4. मिठाई | मिठाइ |
| 5. डाकखाना | डाखखाना |
| 6. गिटार | गिटार |

प्रश्न सही शब्द चुनकर वाक्य पूरे करो -

1. डाकिया _____ पर आया । (गाड़ी / साइकिल)
2. राखी _____ खोल । (छाता / आटा)
3. माता जी लाल-लाल _____ लाई । (घिया / गाजर)
4. चिड़िया _____ लाई । (तिनका / मिठाई)
5. राम _____ बजा । (ताजा / बाजा)
6. बाग में _____ खेल रहा है । (लड़का / लड़की)



1 स्वर - खाली स्थान में सही वर्ण भरो -

— आ, — ई, — ऊ, — ऐ — औ — अ —।

2 व्यंजन - खाली स्थान में चित्र देखकर सही वर्ण भरो

| | | | | | | |
|---|---|---|---|---|---|---|
|  | क | — | ग | — | ङ |  |
|  | — | छ | — | झ | — |  |
|  | — | ठ | ड | — | ण |  |
|  | त | थ | — | ध | — |  |
|  | प | — | ब | भ | — |  |
|  | य | र | — | — | — |  |
|  | श | — | स | — | — |  |

लिंग

लिंग बदलो - (जैसे : दादा-दादी।)

लड़का - _____
नाना - _____
चाचा - _____
मामा - _____
आदमी - _____
मुर्गा - _____
घोड़ा - _____



सही जोड़ी मिलाइए।


राजा
देव
भाई
काका
शेर
मोर
बकरा

मोरनी
बकरी
शेरनी
देवी
काकी
रानी
बहन



'ऋ'
की मात्रा वाले शब्द

ऋषि
पृथ्वी



| | | | |
|--------|---------|--------|--------|
| गृह | वृक्ष | मृदा | कृपा |
| अमृत | सृजन | नृप | मृग |
| कृति | प्रकृति | वृत्त | नृत्य |
| मृदुल | वृप्त | गृहिणी | वृण |
| वृतीय | वृषभ | मृदंग | मृणाल |
| पृष्ठ | वृहद | पृथक | भृकुटि |
| शृंखला | वृष्टि | वृतांत | कृति |

'चंद्रबिंदु'
वाले शब्द

माँ
हँस



| | | | |
|-------|--------|-------|-------|
| ऊँट | पाँच | यहाँ | जँहा |
| बूँद | आँधी | कुँआ | वहाँ |
| दाँया | बाँया | गाँव | पाँव |
| आँख | कहाँ | बाँस | मुँछ |
| झाँसी | धुँआ | गाँठ | भाँप |
| तहाँ | चाँदनी | महँगा | पहुँच |
| काँप | छाँव | पूँछ | आँवला |

